


March


Books: Encourage your families to check out these books at your local library!



“Our Marching Band” By: Lloyd Moss



“There Was An Old Lady Who Swallowed A Clover” By: Lucille Colandro



“Pete the Cat: Big Easter Adventure”
By: Kimberly & James Dean

March Lesson Ideas

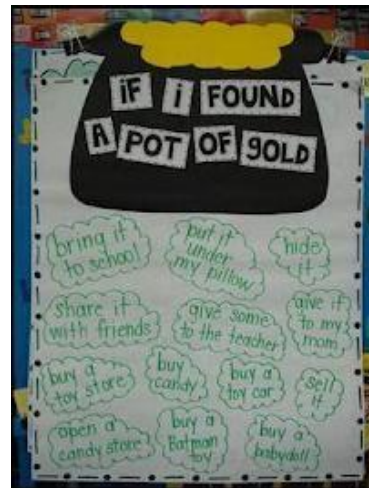
Music in Our Schools Month:

- <https://www.youtube.com/watch?v=awIVJUD7C5c&feature=youtu.be> for a video that goes over the sounds that instruments make.
- Use recycled materials to create musical instruments. Fill empty water bottles with rice, beads, & other object to create shakers. Use coffee cans and sticks to create drums.

Dr. Seuss:

- Cook Green Eggs and ham for a snack. Graph whether or not the students found them yummy or yucky.
- Explore with “Oobleck”- 2 cups of cornstarch, 1 cup of water & green food coloring.

St. Patrick’s Day:



- Create a chart (picture above) asking the question of what the students would do if they found a pot of gold.
- Cut a bell pepper in half and use it as a stamp with green paint to create shamrock art.
- <http://www.playdoughtoplato.com/rainbow-jar-st-patricks-day/> for a rainbow in a jar science experiment kids will love.